

BOD S(P)2000/3000 Series Automatic Backwashing Disc Filtration System.

BOD S(P) serie 2000/3000 Series de Sistemas de Filtración Con Controlavado Automático

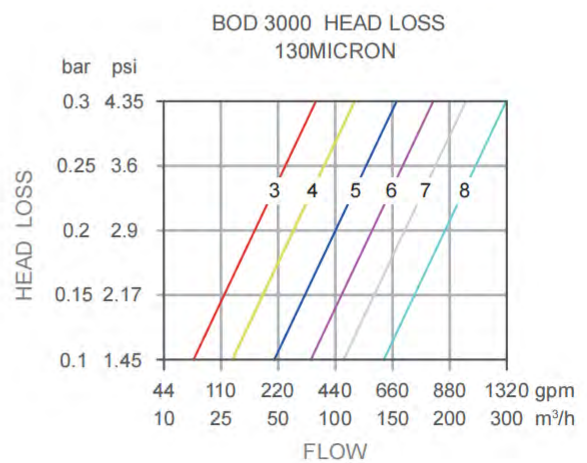
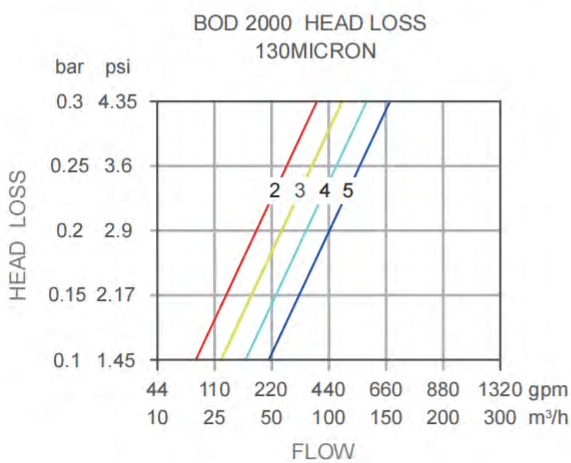


Technical Data

Datos Técnicos

Filter Unit / Unidad de Filtro	2" / 3"
Max. Working Pressure / Presión Máx. de Trabajo psi (MPa)	145 (1.0)
Min. Backwashing Pressure / Presión de Retrolavado Min. psi (MPa)	Standard Series / Serie Estándar (S) 36.25 (0.25) Low Pressure Series / Serie de Baja Presión (P) 21.75 (0.15)
Filter Shell Material / Material de La Carcasa del Filtro	Glassfiber Reinforced Polyamide / Poliamida Reforzada Con Fibra de Vidrio
Disc Material / Material del Anilla	PP
Sealing Material / Material de Sellado	NBR+ Stainless Steel Clamp / Abrazadera de Acero Inoxidable NBR+
Backwashing Water Consumption / Consumo de Agua Para Retrolavado gpm (l/s)	47.55 (3)
Advised Backwashing DP / Presión Diferencial Sugerida Para Retrolavado psi (MPa)	7.25 (0.05)
Filtration Area / Superficie de Filtrado inch ² (cm ²)	252.7 (1630)
Weight / Peso kg	9.7 / 9.9
PH	4-13
Temperature / Temperatura F° (°C)	32-140 (0-60)

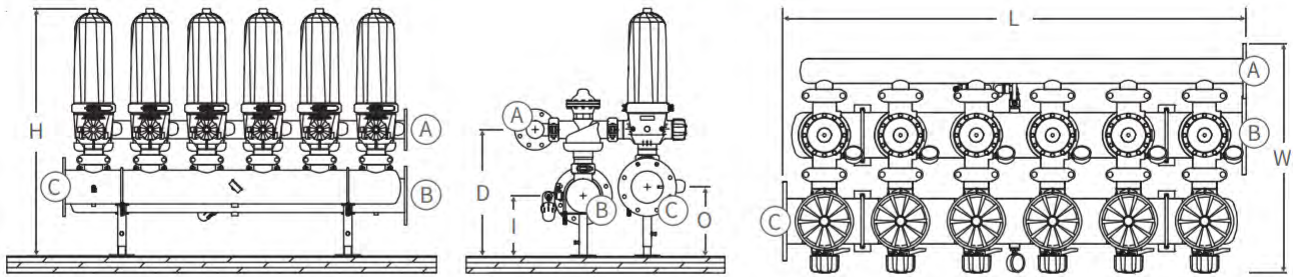
BOD	Model Modelo	Max.Flow Caudal Máx. gpm (m ³ /h)	Filter Unit × Size Unidad de Filtrado × Dimensiones inch	Inlet / Outlet Entrada / Salida inch DN PN 1.0	Control Unit Unidad de Control 220V AC
BOD S(P)2000	BOD S(P)202/3F	220 50	2×2"	3" 80	BOA DO 102
	BOD S(P)203/4F	330 75	3×2"	4" 100	BOA DO 103
	BOD S(P)204/4F	440 100	4×2"	4" 100	BOA DO 104
	BOD S(P)205/6F	550 125	5×2"	6" 150	BOA DO 105
BOD S(P)3000	BOD S(P)303/6F	462 105	3×3"	6" 150	BOA DO 103
	BOD S(P)304/6F	616 140	4×3"	6" 150	BOA DO 104
	BOD S(P)305/6F	770 175	5×3"	6" 150	BOA DO 105
	BOD S(P)306/8F	924 210	6×3"	8" 200	BOA DO 106
	BOD S(P)307/8F	1078 245	7×3"	8" 200	BOA DO 107
	BOD S(P)308/8F	1232 280	8×3"	8" 200	BOA DO 108



Note: The maximum flow rate and cleaning data is based on 130 micron for the filtration grade and good water quality. The actual filtration flow and the filtration grade are related to water quality. Please refer to our company for details.

Nota: Los datos del caudal máximo y limpieza se basan en los datos de 130 micrones como grado de filtrado y la buena calidad del agua. El caudal real y su grado filtrado seleccionados están relacionados con la calidad del agua. Póngase en contacto con nuestra empresa para obtener más detalles.

Dimensions | Dimensiones



(A) Drainage Manifold / Colector de Drenaje

(B) Inlet Manifold / Colector de Entrada

(C) Outlet Manifold / Colector de Salida

Dimensions / Dimensiones
inch (mm)

Model Modelo	L	W	H	I	O	D
BOD S(P) 202/3F	22.64 575	29.33 745	42.80 1087	10.08 256	10.63 270	19.61 498
BOD S(P) 203/4F	33.46 850	29.33 745	43.78 1112	10.59 269	11.18 284	20.59 523
BOD S(P) 204/4F	44.29 1125	29.33 745	43.78 1112	10.59 269	11.18 284	20.59 523
BOD S(P) 205/6F	55.12 1400	30.43 773	45.79 1163	11.61 295	12.17 309	22.60 574
BOD S(P) 303/6F	33.46 850	32.68 830	47.44 1205	11.61 295	13.27 337	24.25 616
BOD S(P) 304/6F	44.29 1125	32.68 830	47.44 1205	11.61 295	13.27 337	24.25 616
BOD S(P) 305/6F	55.12 1400	32.68 830	47.44 1205	11.61 295	13.27 337	24.25 616
BOD S(P) 306/8F	65.94 1675	33.07 840	49.57 1259	12.68 322	14.33 364	26.38 670
BOD S(P) 307/8F	76.77 1950	33.07 840	49.57 1259	12.68 322	14.33 364	26.38 670
BOD S(P) 308/8F	87.60 2225	33.07 840	49.57 1259	12.68 322	14.33 364	26.38 670